



View your photos in *Disneyland*® Park at **Main Street Photo Supply Co.**

Disneyland® Park



Disneyland® Park Locations

1. Main Entrance
2. Town Square
3. Castle Area
4. Mickey's Toontown
5. Disney Princess Fantasy Faire
6. Critter Country

- ✦ Classic scenic shots include spots near the **Main Entrance**, at the tip of **Town Square** on Main Street, U.S.A., and in the **Castle Courtyard** area. Start with a classic photo and let our photographer point out other perfect spots.
- ✦ If your family loves photos with characters, *Disneyland*® Park is a **MUST SEE**. Be sure to stop in Mickey's House in **Mickey's Toontown**. In Fantasyland, **Disney Princess Fantasy Faire** is the perfect place for posing with Princesses!
- ✦ You can also take photos with Ariel at her Grotto in Fantasyland; Winnie the Pooh and his friends are waiting to meet you, as well, in **Critter Country**.

Note: Due to changing weather conditions and photographer availability, photo locations are subject to change without notice. Consult your guidemap and times guide for up-to-date character greeting times & locations.



View your photos in *Disney's California Adventure*® Park at **Greetings from California**

Disney's CALIFORNIA ADVENTURE™ park



Disney's California Adventure® Park Locations

1. Main Entrance
2. Sunshine Plaza
3. Hollywood Entrance
4. Hollywood Hyperion Area
5. Tower Courtyard
6. Parade Route Waterfall
7. Paradise Pier Bridge
8. King Triton's Carousel

- * Start with a fun portrait with the Golden Gate Bridge in the background just as you enter the **Main Entrance** into the California fun!
- * Stop for photos with some terrific backgrounds at the waterfall along the Golden State walkway and on the bridge near **Paradise Pier**. Night photos come out just beautiful here!
- * Disney characters are waiting to meet throughout the day. Disney characters can be found in **Sunshine Plaza** and on **Hollywood Boulevard**. Check the Times Guide when you get to the park for the latest meet and greet times.
- * Capture the thrill (or is that fear?) as you head toward the Twilight Zone Tower of Terror™. (Note: Attraction photo not included).

Note: Due to changing weather conditions and photographer availability, photo locations are subject to change without notice. Consult your guidemap and times guide for up-to-date character greeting times & locations.

Other Photo Locations

Walt Disney World® Resort

- ✦ **Disney's Typhoon Lagoon and Disney's Blizzard Beach Water Parks:** Leave your camera in a dry, safe place and let us capture all the splashy fun. Our photographers can be found at several locations in each Disney Water Park. They'll even give you a special card that you conveniently wear around your wrist. What could be easier? (Or more fun!)
- ✦ **Bibbidi Bobbidi Boutique:** If you're planning a princess makeover during your stay, you're in for a treat. Our photographers will take photos before, during and after the magical transformation at both the Magic Kingdom and Downtown Disney locations. Trust us, these are definitely going to be keepers.
- ✦ **Select Dining Locations:** If you dine at any of the following locations and purchase* the photos offered tableside, those photos can be added to your *Disney's PhotoPass* account.
 - Cinderella's Royal Table at *Magic Kingdom*® Park (photos included with meal price)
 - Princess Storybook Dining at Akershus; Norway in *Epcot*®
 - Restaurantosaurus at *Disney's Animal Kingdom*® Theme Park
 - Chef Mickey's at Disney's Contemporary Resort
 - Spirit of Aloha Dinner Show at Disney's Polynesian Resort
 - 'Ohana at Disney's Polynesian Resort
 - Mickey's Backyard Barbecue and the Hoop Dee Doo Musical Revue Dinner show at Disney's Fort Wilderness Resort

*Tableside photo purchase required to add dining photos to your *Disney's PhotoPass* ID.

- ✦ **Professional Portrait Service at Selected Resorts*:** Sign up for a one-on-one photography session with a Disney photographer. You'll get beautiful photos with a personal touch. Sitting fee is required. Reservations can be booked up to 30 days in advance. Call 407-934-4004 to book.

*Sitting fee required.

Disneyland® Resort


- ✦ **Select Dining Locations:** If you dine at any of the following locations and purchase* the photos offered tableside, those photos can be added to your *Disney's PhotoPass* account.
 - Goofy's Kitchen at *Disneyland*® Hotel
 - Disney's PCH Grill at *Disney's Paradise Pier*® Hotel
 - Ariel's Disney Princess Celebration at *Disney's California Adventure*® Park

*Tableside photo purchase required to add dining photos to your *Disney's PhotoPass* ID.


Blizzard Beach Water Park



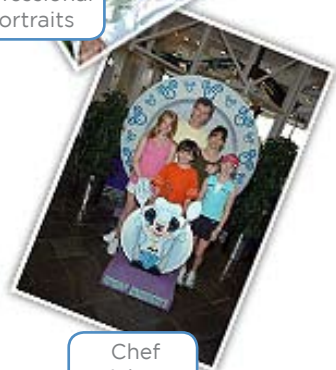
Bibbidi Bobbidi Boutique



Professional Portraits



Chef Mickey's



General Tips

- ✦ Start capturing the memories early in your stay. Be sure to get your first *Disney's PhotoPass* photo taken in the first park you visit to mark the start of your vacation.
- ✦ Keep your *Disney's PhotoPass* card in a safe, accessible location. Just in case your card gets lost, write down the 16-digit number from the back so you're sure to have it handy when you're ready to view your photos.
- ✦ If your party splits up, each person can have their own card. It's easy to combine multiple cards into one account online.
- ✦ In general, you'll find our photographers near the park entrances, main icons and at the majority of Disney character meet and greet locations.
- ✦ Our photographers will take multiple poses at each location to ensure that you get a great variety. Let them help position your party and allow them to take the candid moments as well as the more traditional portrait-style shots.
- ✦ Once you get back home, try adding borders or character signatures to your photos. You can also crop your photos and save them to increase the total number of photos that will appear in your account.